



Salind 11 4G USA



4G
LTE

Thank you very much,



... for ordering our GPS tracker!

Read the instructions carefully before using the GPS tracker for the first time. Keep the instructions somewhere safe in case you may need it in the future. However, do not hesitate to contact us if you have any problem or doubt via WhatsApp, Chat or Email.



Contents

1.	Scope of delivery	3
2.	Product description	4
3.	Charging	5
4.	Activation	6
5.	Start-UP	7
6.	Use	8
7.	Meaning of the LED lights	9
8.	Technical details	10
9.	Safety instructions	11
10.	Instructions for disposal of used batteries	16
11.	Instructions for disposal of electrical devices	18

Scope of delivery

1.

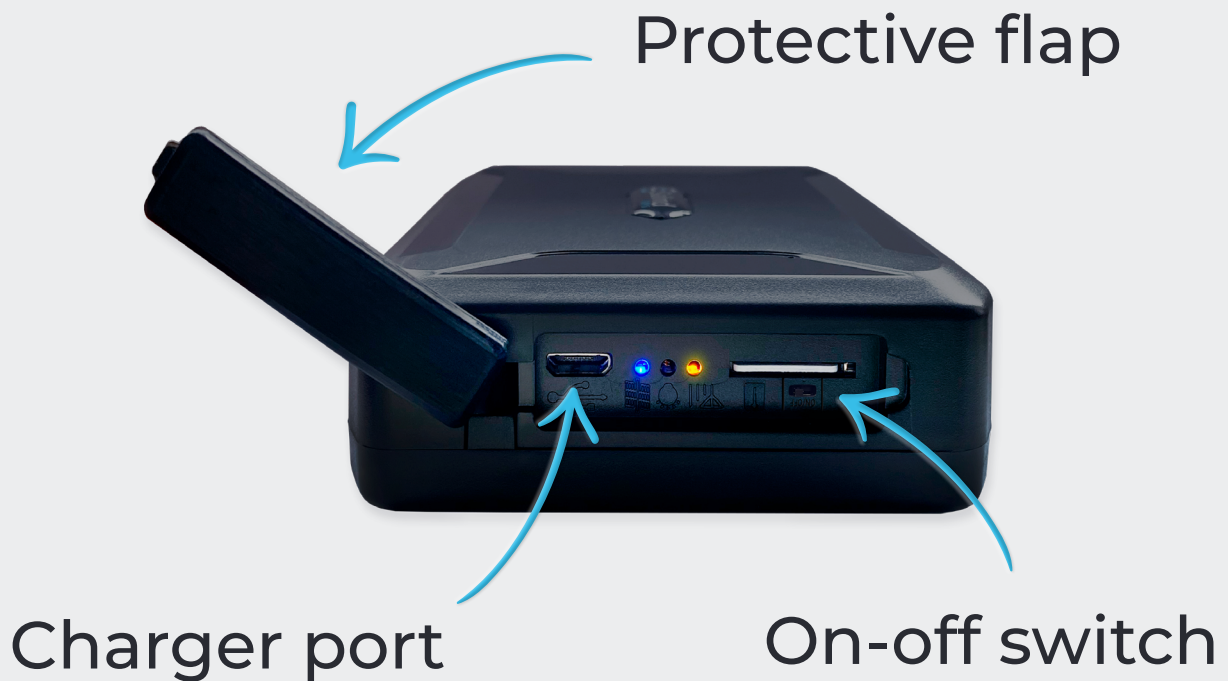
Scope of delivery:

- GPS tracker Salind 11 4G
- M2M SIM Card (already in place, not interchangeable)
- USB charging cable



Product description

2.



Charging

3.

Before using the GPS tracker for the first time, fully charge it. Connect the supplied charging cable to the charging port on the GPS tracker. Then, connect the USB end of the charging cable to the wall plug adapter and plug it into a power outlet. **Once the GPS tracker is connected to the power source, please charge it until the red LED turns off.**



The Salind GPS Tracker T1 4G offers you approximately 60 days of operation without any in-between charging! However, it should be noted that the duration depends on the load. The more the GPS tracker is moved and the more alerts are sent, the higher the utilization.

Activation

4.




NOTE!

To activate you need the device ID. Please make a note before installing your GPS tracker.

In order to start using your GPS tracker first you will have to activate it online. Please enter the following link and follow the instructions:



www.start.finder-portal.com



Switch on

5.



When activation is successful, turn on the GPS tracker by sliding the switch located under the protective rubber to the right. The LED lights then activate. To switch off, move the switch to the left.



For the initial start-up, open spaces, such as the garden or the terrace, are recommended (i.e. not indoors, in a garage, a cellar, or anything similar).

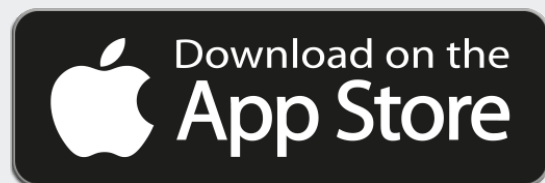
Use

6.

Once the start-up of the GPS tracker was successful, you can attach the tracker to a location of your choice and view the position of the tracker using a smartphone, tablet or PC. Please use our app or go to the following website:



v2.finder-portal.com



Meaning of the LED lights

7.



Is the red LED on?

The GPS tracker is charging.

Is the red LED off?

The GPS tracker is fully charged (please note that this may not be the case after the first charge).



The orange LED is fixed?

The GSM signal is available.

The orange LED is blinking?

There is no available GSM signal.
The GPS tracker is looking for a signal.



The blue LED is fixed?

The GPS reception is available.

The blue LED is blinking?

There is no available GPS reception.
The GPS tracker is looking for a signal.



All LED lights are off?

The GPS tracker is in Standby mode or rather off.

Technical details

8.

Dimensions	109 mm x 76 mm x 26 mm
GPS accuracy	Up to 5 meters
Battery	7500 mAh Li-ion
Time to start	Cold start: 60 s Standby: 30 s In operation: 10 s
Weight	256 g
Network	GSM/GPRS
Band	LTE-FDD B1/B2/B3/B4/B5/B7/B8/B12/ B13/ B18/B19/B20/B25/B26*/ B28/B66/ LTE-TDD B34/B38/B39/B40/B41 GSM/GPRS/EDGE 850/900/1800/1900 MHz
GPS Chip	MT2503
GPRS / LTE Modul	SIMCOM A7670E
GPS reception	-162 dBm
Storage temperature	From -30 °C to +75 °C
Operating environment	From -10 °C to +55 °C

Safety Instructions

9.

Safety Instructions

The following signal words are used in these operating instructions:



This signal word is used to draw your attention to an issue or situation. It also serves as a recommendation for proper use. Possible damage to property or personal injury can be prevented if this is observed.



This classifies a hazard of medium risk level. Failure to observe the warning may result in serious injury or damage.

Proper use

Read these safety instructions for this GPS tracker carefully before using it for the first time in order to use it properly. The intended use of the GPS tracker to locate an object or a living being is only that described in this manual. Please note that it is a criminal offence to monitor third parties using a GPS tracker without their consent. If you use it in any other way, it will be considered improper and may result in damage to property or even personal injury. Please note that the GPS tracker is not a child's toy. In other countries and regions there are different laws concerning digital positioning and tracking of people, animals and/or objects. Salind UG cannot be held responsible if such laws or regulations are violated. The user is held solely responsible for this.



NOTE!

The manufacturer and dealer accept no liability for damage caused by improper or incorrect use.

Safety



WARNING! RISK OF ELECTRIC SHOCK!

A faulty electrical installation or a mains voltage that is too high can lead to an electric shock. Before use, check the mains voltage of the socket with the information on the rating plate. To ensure that you can disconnect the charging cable from the mains as quickly as possible in the event of a fault, connect the mains adapter so that it is easily accessible. If you notice any visible damage to your GPS tracker or the charging cable, do not use it. Only use the original parts supplied to charge the GPS tracker. If the charging cable is damaged, replace it only with original accessories from the manufacturer. Never place the GPS tracker near flames or hot surfaces. The GPS tracker isn't waterproof. However, we recommend that you use it in dry environments if possible. The charging cable should only be used indoors. Keep it away from moisture and do not bend it. Do not open the housing of the GPS tracker. Leave the repair work to qualified specialists. However, if you carry out repairs yourself, connect the GPS tracker improperly or operate it incorrectly, liability and warranty claims are excluded.

Hazards for children and vulnerable people

Please do not allow the GPS tracker to be used unsupervised by people (including children) with reduced physical, sensory or mental capabilities. The exception is if they have been instructed beforehand by the person responsible for their safety of how to use the appliance. **Make sure that your child does not handle small parts (e.g. accessories, etc.). These can be swallowed and lead to suffocation.**



NOTE!

Inform your child about the dangers and use of the GPS tracker.

The battery



WARNING! EXPLOSION AND FIRE HAZARD!

Hereafter, you will find information and notes regarding the handling of the battery: The GPS tracker is powered by a lithium polymer battery. This is not replaceable and must not be removed or opened. Keep the GPS tracker away from heat sources and high temperatures, such as direct sunlight in a vehicle (even when charging the battery). **Failure to beware of this warning may result in the destruction of the battery, overheating, explosion and fire.** These hazards also exist if you use non-original accessories to charge your device. Do not burn or punch the GPS tracker. Protect it from mechanical damage. Do not remove, drop, disassemble or modify the battery with pointed or sharp objects. If a child swallows the battery, seek medical help immediately! If you need to have the battery replaced, please contact our support team.



WARNUNG! VERÄTZUNGSGEFAHR!

Batteries that leak due to damage can cause burns if they come into contact with the skin. Therefore, never open the battery. However, if the battery leaks, please wear protective gloves.

Electromagnetic compatibility

Please observe all prohibitions and switch off the GPS tracker immediately in dangerous areas and if it can cause interference. It should not be used near, for example, medical equipment, fuels and chemicals, or in blasting areas. Mobile devices may cause interference that can affect performance. Transformers and very strong magnetic fields must be avoided. Otherwise, deviations in the transmission may occur.



NOTE!

Failure to observe these recommendations may result in malfunctions or damage to the GPS tracker.

Cleaning



WARNING! RISK OF DAMAGE!

In the following you will find information and instructions on how to clean the GPS tracker. **Do not use aggressive cleaning agents or brushes. Do not clean the GPS tracker with cleaning objects (e.g. knives, metal sponges). This can damage the surface.** Never put the GPS tracker into water, in a dishwasher (or similar) and do not use a steam cleaner. The surface can be wiped with a slightly damp cloth. The GPS tracker should be wiped completely dry afterwards.

Storage

If you are not going to use the GPS tracker for a long period of time, switch it off. Place the tracker in its original packaging or in a same size box. Protect the tracker from dirt and moisture.



NOTE!

Keep the GPS tracker away of children's reach in order to avoid possible damage to property or personal injury.

Declaration of conformity

Hereby, Salind UG (haftungsbeschränkt) declares that the tracker, Salind 11 4G, is in conformity with the Directive 2014/53/EU. The complete text of the EU Declaration of Conformity can be found at the following Internet address:



www.salind-gps.de/konformitaetserklaerung/

Packaging disposal

Dispose of the packaging according to type. Throw cardboard and paper to the corresponding container. Foil belongs in the recyclables collection.



Disposal of used batteries

10.

The following note is addressed to those who use batteries or products with built-in batteries and who will not resell them in the form in which they were supplied to them (end users).

Free recall of used batteries

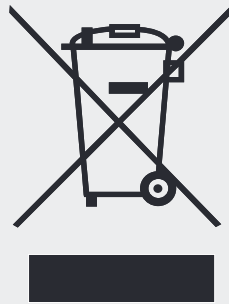
Batteries must not be disposed of with waste. You are legally obliged to return used batteries so that proper disposal can be guaranteed. You can return used batteries to a local collection point or to your local retailer. As a distributor of batteries, we are also to take back used batteries, although our obligation to take back used is limited to the type which we carry or have carried as batteries in our range. Used batteries of the aforementioned type can therefore either be returned to us with sufficient postage or handed in directly to our dispatch warehouse at the following address free of charge:



Salind UG (haftungsbeschränkt)
Auf der Fuhr 3
51570 Windeck
Germany
E-Mail: info@salind-gps.de

Meaning of the battery symbols

Batteries are marked with the symbol of a crossed-out dustbin (see illustration). This symbol indicates that batteries must not be disposed of in household waste. Batteries containing more than 0.0005% mercury by mass, more than 0.002% cadmium by mass or more than 0.004% lead by mass are also marked with the chemical name of the pollutant below the dustbin symbol. The abbreviation „Cd“ stands for cadmium, „Pb“ for lead and „Hg“ for mercury.



Disposal of electrical devices

11.

The Electrical and Electronic Equipment Act (ElektroG) contains a large number of requirements for the handling of electrical and electronic equipment. The most important ones are summarised here:

1. Separate collection of WEEE

Waste Electrical and Electronic Equipment that has become waste is referred to as WEEE. Owners of WEEE must dispose of it separately from unsorted local waste. In particular, WEEE does not belong in household waste, but in special collection and return systems.

2. Batteries and accumulators

As a rule, owners of WEEE must separate spent batteries and accumulators that are not enclosed in the WEEE before handing them over at a collection point. This does not apply if the WEEE is handed over to public waste management authorities and separated from other WEEE there for the purpose of preparation for reuse.

3. Options for returning old appliances (WEEE)

Owners of WEEE from private households can hand it in to public waste management authorities or at the collection points set up by manufacturers or distributors as defined by the ElektroG. An online directory of collection and collection points can be found here:

<https://www.stiftung-ear.de/de/startseite>

4. Data Protection

Old equipment often contains sensitive personal data. This applies in particular to information and telecommunication technology devices such as computers and smartphones. For your own sake, please note that each end-user is responsible for deleting the data on the old equipment to be disposed of.

5. Meaning of the „crossed-out dustbin“ symbol

The symbol of a crossed-out dustbin regularly displayed on electrical and electronic equipment indicates that the respective device must be separated from unsorted local waste at the end of its service life.



6. Manufacturer registration number

As a manufacturer, within the meaning of the ElektroG, we are registered with the responsible foundation Elektro-Altgeräte Register (Benno-Strauß-Str. 1, 90763 Fürth) under the following registration number:

DE 58373021

Do you have any questions?



... In this case, please contact us and we will be delighted to help you!



Salind UG (haftungsbeschränkt)
Auf der Fuhr 3
51570 Windeck
Germany
Mail: info@salind-gps.de
Phone: +49 (0) 2292 39 499 60
Web: www.salind-gps.de

The Salind GPS Team wishes you to enjoy your GPS tracker Salind II 4G!